

**Set A**  
**Class V**  
**Sub: Computer**

**Write the steps to delete a file or folder:**



**Set B**  
**Class V**  
**Sub: Computer**

**Write down the description of following text cases with example.**

<b>Sentence case</b>	
<b>Lower case</b>	
<b>Upper case</b>	
<b>Capitalize Each word</b>	
<b>Toggle case</b>	

Set C  
Class V  
Sub: Computer

Label the components of MS Excel 2010 window with their description:

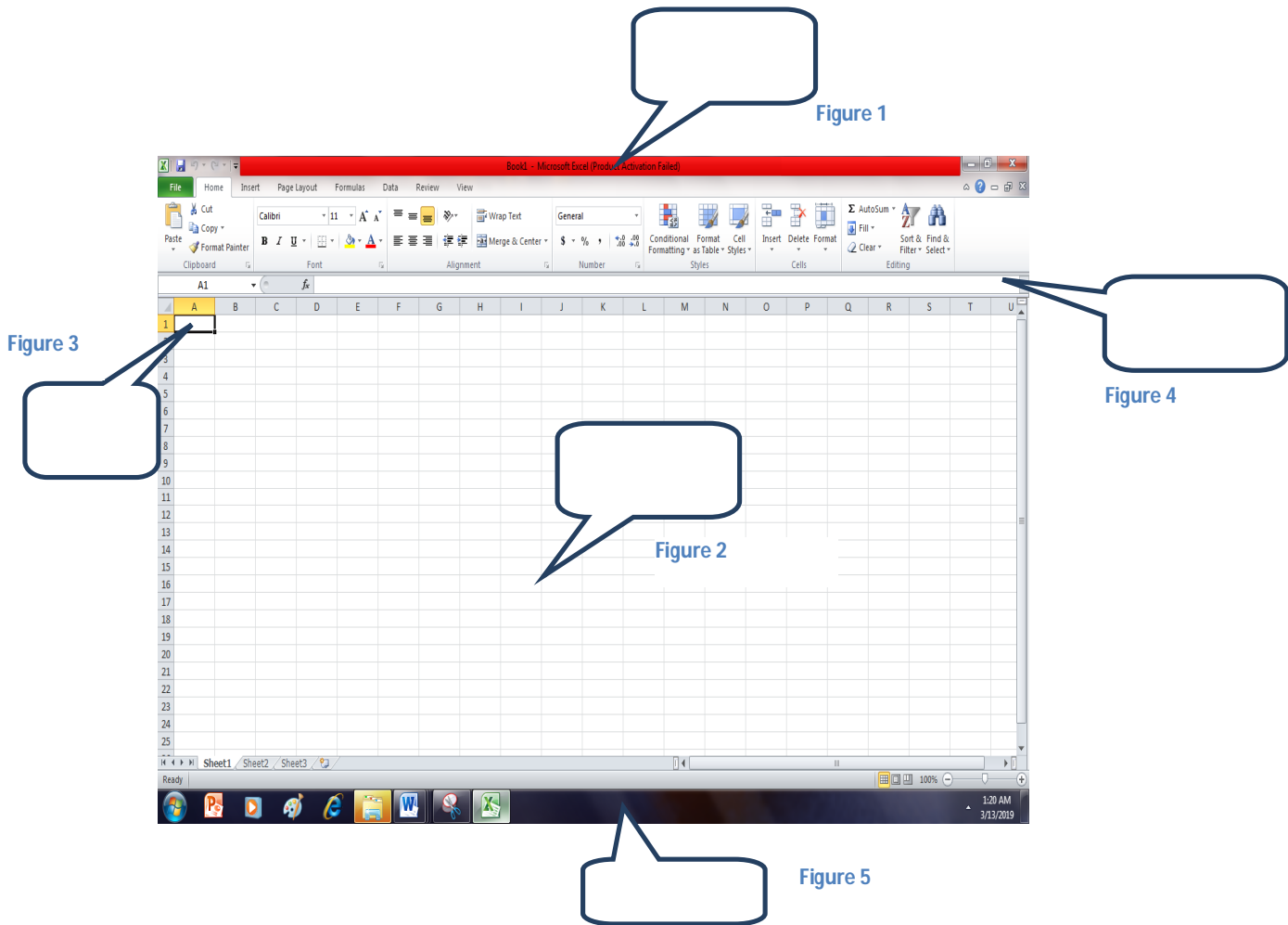


Figure 1: \_\_\_\_\_

Figure 2: \_\_\_\_\_





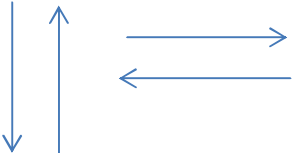
Figure 3: \_\_\_\_\_

Figure 4: \_\_\_\_\_

Figure 5: \_\_\_\_\_

**Set D**  
**Class V**  
**Sub: Computer**

**Write down Name and purpose of the given boxes:**

<b>Shape of the box</b>	<b>Name of the box</b>	<b>Purpose of the box</b>
		
		
		
		
		

## Project Work Session 2019-20

**Class – V (Series- A)**

### **General Notes:-**

- ✓ All projects should be done in 1 Scrap Book file only.
- ✓ Each project should not be of more than 2 A4 size pages. (Word limit 200 – 250 words)
- ✓ Students have to submit their projects till 5<sup>th</sup> July, 2019.

- English : Make a poster on the topic “Save Earth” with an attractive slogan.
- Hindi : Make a poster on the topic “Save Earth” with an attractive slogan.
- Science : Draw any ten traffic signs and name them. [Page No. 25]
- So. Science : Draw structures of the earth and paste the pictures related to different spheres.
- Maths : Paste picture of the symmetrical objects from daily life and draw the lines of symmetry.
- Computer : Do the project on the sheet provided and paste it in the scrap book.

## Project Work Session 2019-20

**Class – V (Series- B)**

### **General Notes:-**

- ✓ All projects should be done in 1 Scrap Book file only.
- ✓ Each project should not be of more than 2 A4 size pages. (Word limit 200 – 250 words)
- ✓ Students have to submit their projects till 5<sup>th</sup> July, 2019.

- English : Create advertisement for an item of your choice [Eg: a bottle of tomato sauce, chocolate bar, any pen etc.]
- Hindi : Create advertisement for an item of your choice [Eg: a bottle of tomato sauce, chocolate bar, any pen etc.]
- Science : Paste five pictures of vertebrates and explain their features. [Page No. 60]
- So. Science : Paste pictures of any five world heritage sites and write two sentences on each.
- Maths : Prepare English alphabets using colourful papers with (1) No line of symmetry (2) Horizontal line of symmetry (3) Vertical line of symmetry (4) Both lines of symmetry
- Computer : Do the project on the sheet provided and paste it in the scrap book.

## Project Work Session 2019-20

**Class – V (Series- C)**

### **General Notes:-**

- ✓ All projects should be done in 1 Scrap Book file only.
- ✓ Each project should not be of more than 2 A4 size pages. (Word limit 200 – 250 words)
- ✓ Students have to submit their projects till 5<sup>th</sup> July, 2019.

- English : Draw a web chart of different kinds of noun by pasting attractive pictures for each type.
- Hindi : Draw a web chart of different kinds of noun by pasting attractive pictures for each type.
- Science : Paste five pictures of different types of natural calamities and write two-two lines on them. [Page No. 134]
- So. Science : Draw UN symbol and paste pictures of the flag of the five permanent member countries of the UN. [USA, UK, France, Russia and China]
- Maths : Make a triangle, square, rectangle using two pieces of the tangram set. Colour the pieces and cut them separately and paste it [Page No. 224]
- Computer : Do the project on the sheet provided and paste it in the scrap book.